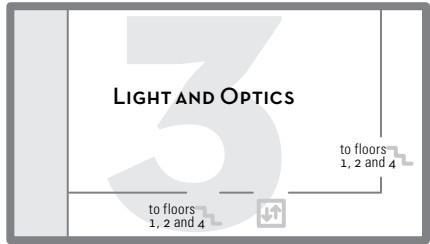
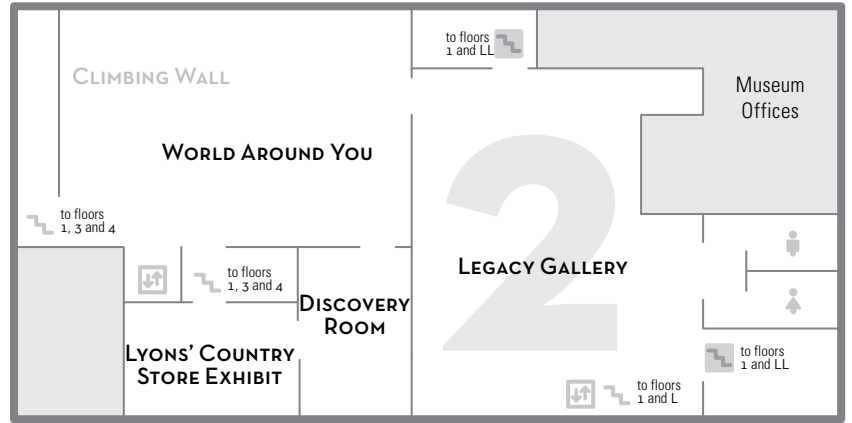


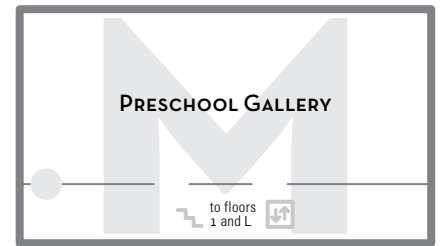
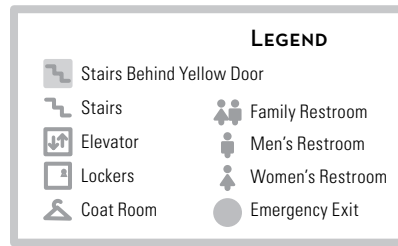
FOURTH FLOOR 4



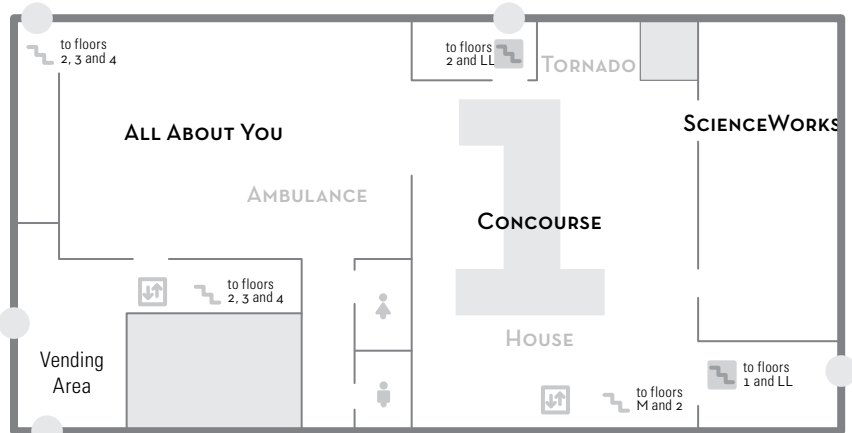
THIRD FLOOR 3



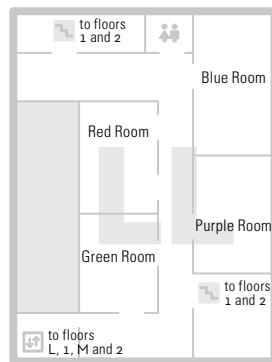
SECOND FLOOR 2



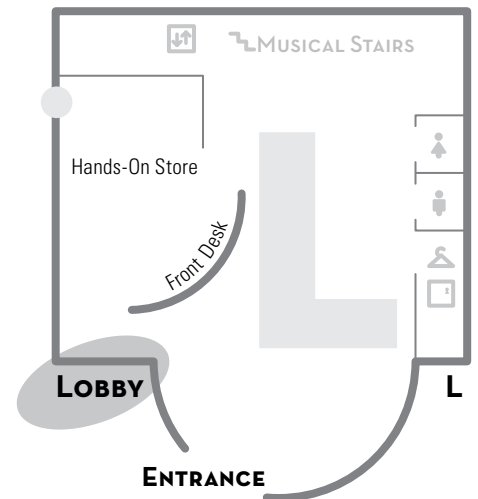
MEZZANINE M



FIRST FLOOR 1



LOWER LEVEL LL
no exhibits on this level



LOBBY
ENTRANCE

TIPS FOR A SUCCESSFUL VISIT

READ THE LABEL

Each exhibit has a label that will explain how to use the exhibit. The label will also explain the basic science concepts that make the exhibit work.

OBSERVE WHAT HAPPENS

Be patient. Some exhibits take time to work. (For example, the *Hot Air Balloon* exhibit takes up to a minute to fill with enough hot air for it to rise.)

LISTEN FOR RESULTS

Some exhibits will make a noise if you are using the exhibit correctly. (For example, the *Chinese Rubbing Bowl* makes a high-pitched sound.)

TOUCH

Treat the exhibits gently so every scientist has a chance to experience them.

ASK QUESTIONS

Scientists want to know "why"? Read the labels and try the exhibits to explore the possible answers.

EXPERIMENT

Scientists introduce variables or change things to see what happens. Try the experiment again. (For example, does the *Hand Generator* work if you crank it slowly?)

TRY AGAIN

Scientists repeat their experiments again and again. Slow down and give each exhibit a chance to reveal the science behind it.