




220 East Ann Street
Ann Arbor, MI 48104
734-995-5439
www.aahom.org



For More Information
Visit Our Website
www.aahom.org
Contact the Scout Coordinator
734-995-5439
or education@aahom.org



Guide to Badge on Your Own Program

Check-In

Location Scout Check-in Table
in Museum Lobby

Time 9:45am – 10:00am

- Only ONE leader may check-in your group
- Groups arriving early must wait to enter the Museum until their scheduled check-in time
- Groups may check-in once all group members have arrived
- Adults and scouts not included in your pre-registered numbers must pay general admission to enter the Museum
- Siblings must pay general admission to enter the Museum

When you check-in, you will need to:

- Share the number of adults and scouts in your group
- Pay the balance for extra adults, scouts and siblings

At check-in, you will receive one package which includes:

- Self-guided Museum Exploration handout
- Take home Activity Information Sheet & materials
- Evaluation Form
- List of badge requirements completed
- Badges

Chaperones

Chaperones must accompany and supervise their group at all times.

Scout Uniforms

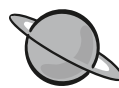
Scouts are encouraged to wear their uniforms.

Museum

and Store Hours

Monday – Saturday: 10am – 5pm
Sunday: Noon – 5pm





220 • East Ann Street • Ann Arbor • MI • 48104
734-995-5439 • www.aahom.org

For More Information
Visit Our Website
www.aahom.org

Contact the Scout Coordinator
734-995-5439
or education@aaom.org

Badge on Your Own Frequently Asked Questions

What does self-guided mean?

Self-guided means your group will be exploring the Museum on your own. This enables your group to move through the Museum at your own pace.

Will a Museum team member lead us through the Museum exploration?

The time your group spends at the Museum is self-guided. This means that a Museum team member will not be working with your group after you check-in.

Will we have access to a classroom while at the Museum?

The portion of your program that occurs at the Museum uses our floor exhibits. Thus, your group will not need to use a Museum classroom.

When do we complete the take home kits?

The take home kits will need to be completed outside of the Museum. We suggest doing these badge activities at one of your meetings.

How much time will our group need to complete the Museum portion of the program?

The following suggestions are the minimum time we recommend your group sets aside to explore the Museum and complete badge requirements while interacting with our exhibits.

- 1 badge earned
2 hours at the Museum
- 2 badges earned
2–3 hours at the Museum
- 3 badges earned
3–4 hours at the Museum

What happens if we have a sick scout who cannot attend the program at the last minute?

The *Badge on Your Own* program is non-refundable. If a child is sick on the day of the program, you will receive one free admission pass for that child. No refunds will be given.

How early should I register for a *Badge on Your Own* program?

The Museum requests a minimum of two weeks notice for registering for a *Badge on Your Own* program. This will allow us time to put together your take home kits.

What do you mean by Museum exploration and take home kits?

The *Badge on Your Own* program is unique. It provides leaders with a fun, easy and affordable way for their scouts to earn a badge and visit the Ann Arbor Hands-On Museum. The program is broken up into two parts:

1. Museum exploration allows your scouts to complete badge requirements while interacting with the Museum's exhibits.
2. Take home kits are all-inclusive and allow you to continue the hands-on fun and complete remaining badge requirements at your next meeting.

When do I need to pay for a *Badge on Your Own* program?

Groups who register more than 30 days prior to their event date will be charged a 25% non-refundable deposit. Full payment is due no later than 30 days prior to your event and is non-refundable.

Groups who register less than 30 days prior to their event will be charged full payment at the time of registering. The payment will be non-refundable.

Driving and Parking Guide

From the NorthWest

- Take I-96 East to US-23 South to M-14 West
- Exit at Downtown Ann Arbor (Exit #3)
- You will be heading south on North Main Street
- The 5th traffic light is Ann Street
- Turn **LEFT** onto Ann Street
- The Museum entrance is on the right, between Fourth Avenue & Fifth Avenue

From the West

- Take I-94 East to Jackson Road (Exit #172)
- Take Jackson Road east for 2.5 miles (Jackson Road becomes Huron Street)
- The 1st traffic light after Main Street is Fourth Avenue
- Turn **LEFT** on Fourth Avenue
- Go 1 block to Ann Street and turn **RIGHT**
- The Museum entrance is on the right, between Fourth Avenue & Fifth Avenue

From the South & SouthEast

- Take I-94 West to Ann Arbor-Saline Road (Exit #175)
- Turn **RIGHT** onto Ann Arbor-Saline Road, which becomes Main Street as you near the downtown area
- Go through downtown to Ann Street (the 1st street after Huron Street)
- Turn **RIGHT** onto Ann Street
- The Museum entrance is on the right, between Fourth Avenue & Fifth Avenue

From the NorthEast

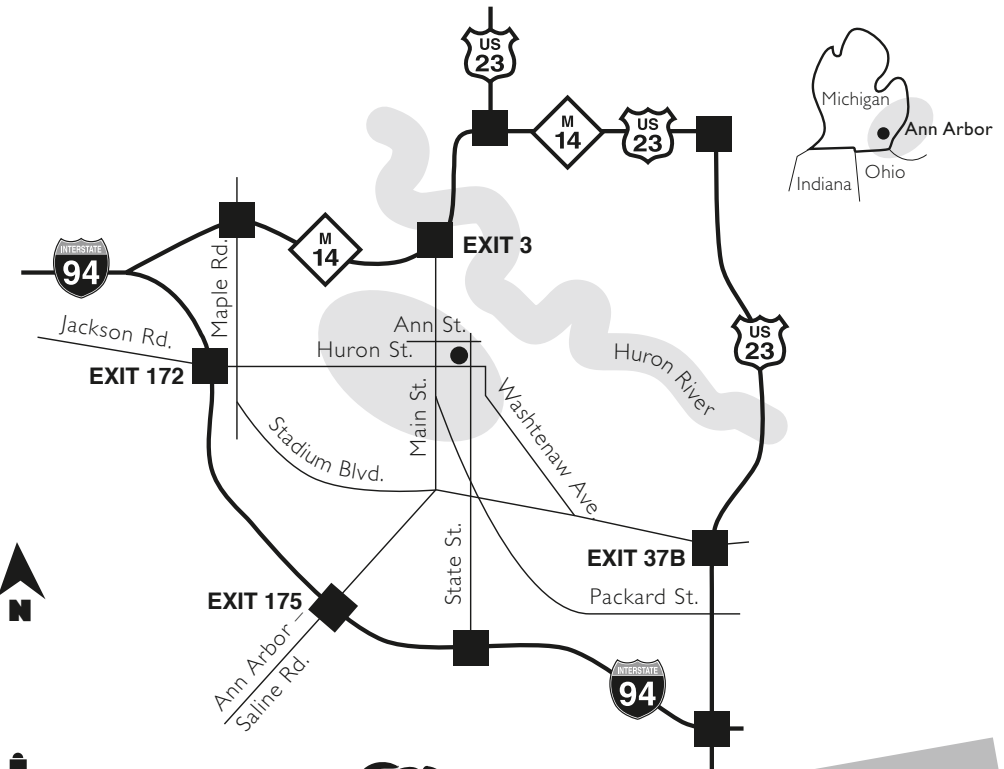
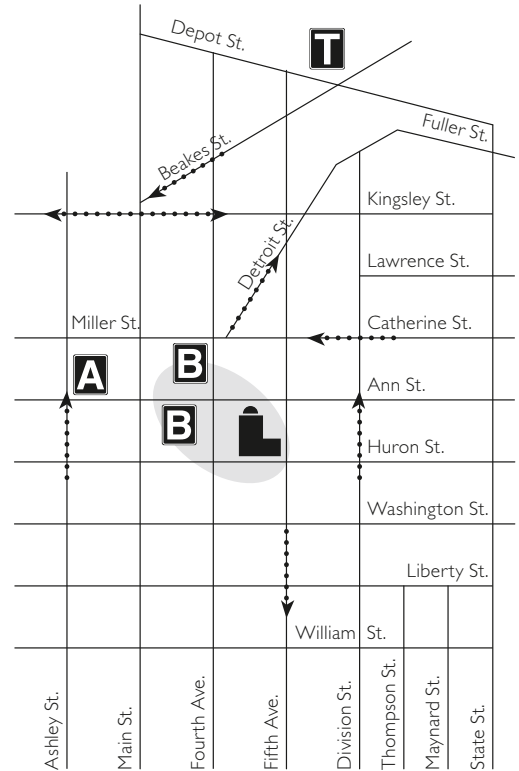
- Take I-696 West to I-275 South to M-14 West
- Exit at Downtown Ann Arbor (Exit #3)
- You will be heading south on North Main Street
- The 5th traffic light is Ann Street
- Turn **LEFT** onto Ann Street
- The Museum entrance is on the right, between Fourth Avenue & Fifth Avenue

Groups may use the curb-cut area in front of the Museum to drop off their scouts and at least one adult before parking their cars.

Saturday Parking Suggestions*

- Ann/Ashley Parking Structure – \$2 per day (Exact change only.)
- County Surface Lots – free (County surface lots fill quickly. Allow extra time and provide drivers with an alternate parking area if you plan to park in one of these lots.)

* Prices are subject to change.



- the Museum
- one-way street
- train station
- Ann/Ashley parking structure
- County surface lots



For More Information
 Visit Our Website
www.aahom.org
 Contact the Scout Coordinator
 734-995-5439
 or education@aahom.org