



220 East Ann Street, Ann Arbor, MI 48104  
734.995.5439 www.aahom.org



# Camp-In Survival Guide

## Check-In

**Doors Open** 6:50pm

**Check-In Time** 7:00pm – 7:30pm

- Groups arriving early must wait to enter the Museum until the doors open
- Groups may check-in once all group members have arrived
- Only ONE leader may check-in your group

### When you check-in, you will need to share:

- The number of scouts and adults attending the Camp-In
- Any special needs


### At check-in, you will receive:

- Event schedule
- Workshop, snack & breakfast schedules
- Sleeping arrangements
- Evaluation form
- Badge earned (if applicable) & patches

**Building locked & alarmed at 7:30pm**

## Food

- Eat dinner before arriving!
- The Museum provides an evening snack & breakfast
- Groups may not bring their own food, candy, or drinks



## Sleeping Arrangements

Groups will be given an assigned campsite area at check-in

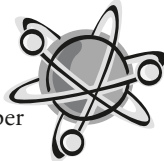
## Camp-In Rules & Guidelines

- Chaperones must accompany and supervise their group at all times
- Groups may not bring their own food
- Shoes must be worn at all times
- Smoking is not permitted
- Campers are responsible for cleaning their “campsite” area
- The Museum is not responsible for lost or stolen items
- After 7:30pm, Museum doors are locked and alarmed
- Camp-In participation is limited to the groups identified in the brochure—No siblings allowed

## Packing List

All gear is limited to the size of ONE garbage bag per camper

- Sleeping bag & pillow
- Toothbrush & toothpaste
- Brush/comb
- Comfortable shoes
- Sleeping mat (please do not bring air mattresses)
- Dress in layers—Museum temperature varies
- Wear the clothes you will sleep in
- Optional: spending money for the Hands-On Store



## Event Schedule\* - Friday pm

- 7:00** Arrive at Museum
- Drop off campers, at least ONE adult & gear at the Museum
  - Museum parking and curb cut-out are unloading zones only
  - Please be patient during drop-off, other groups will be arriving at the same time
  - Park your car (see parking map)
  - Group leader checks-in group
  - Put gear into “gear storage” for evening
  - Free exploration until Welcome Show

**7:30** Welcome Show

**7:45** Workshop 1

**8:30** Workshop 2

**9:15** Workshop 3

**10:00** Evening Meeting

**10:15** Snack rotation & free time begins

**11:30** Set-up campsite

**11:50** Lights out

## Event Schedule\* - Saturday am

**7:00** Rise & shine

**7:15** Breakfast rotation begins  
Pack up gear

**8 – 8:30** Gift Shop open  
Drop-off evaluations & depart\*



\* All times are approximate and may change. Group Camp-In Event Schedule is slightly different.

✧ Groups may continue to explore the Museum after 8:30am, however all gear must be out of the building.

## Emergency Contact

- Call the Museum at 734-995-5439
- When prompted, enter extension 43 and leave a message on the voicemail
- The voicemail will be checked throughout the event

# Driving and Parking Guide

## From the NorthWest

- Take I-96 East to US-23 South to M-14 West
- Exit at Downtown Ann Arbor (Exit #3)
- You will be heading south on North Main Street
- The 5<sup>th</sup> traffic light is Ann Street
- Turn **LEFT** onto Ann Street
- The Museum entrance is on the right, between Fourth Avenue & Fifth Avenue

## From the West

- Take I-94 East to Jackson Road (Exit #172)
- Take Jackson Road east for 2.5 miles (Jackson Road becomes Huron Street)
- The 1<sup>st</sup> traffic light after Main Street is Fourth Avenue
- Turn **LEFT** on Fourth Avenue
- Go 1 block to Ann Street and turn **RIGHT**
- The Museum entrance is on the right, between Fourth Avenue & Fifth Avenue

## From the South and SouthEast

- Take I-94 West to Ann Arbor-Saline Road (Exit #175)
- Turn **RIGHT** onto Ann Arbor-Saline Road, which becomes Main Street as you near the downtown area
- Go through downtown to Ann Street (the 1<sup>st</sup> street after Huron Street)
- Turn **RIGHT** onto Ann Street
- The Museum entrance is on the right, between Fourth Avenue & Fifth Avenue

## From the NorthEast

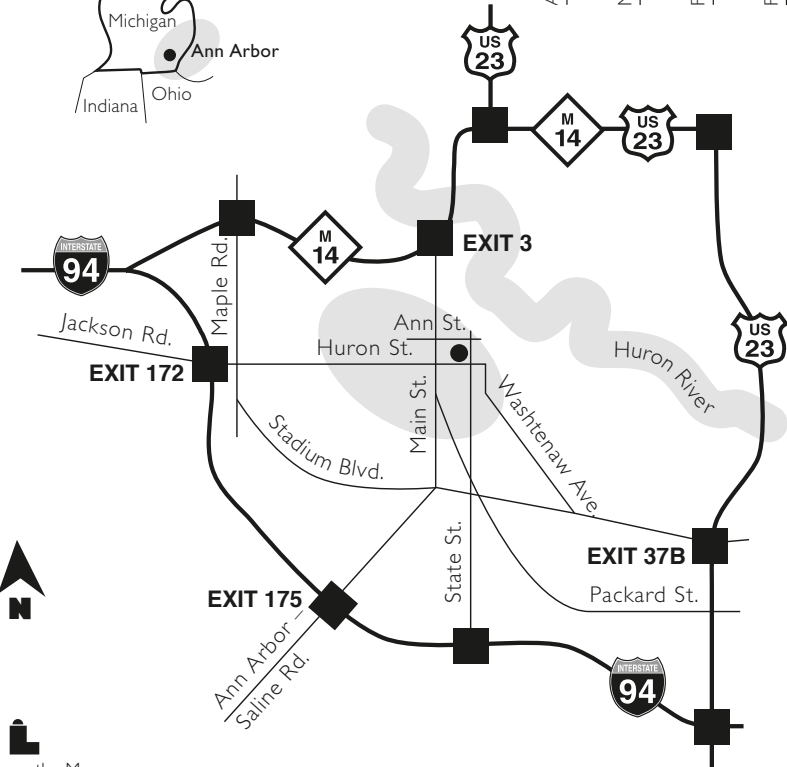
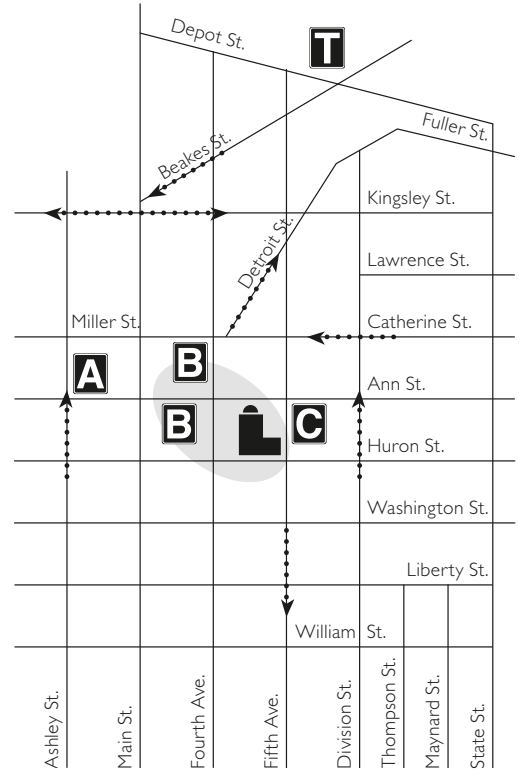
- Take I-696 West to I-275 South to M-14 West
- Exit at Downtown Ann Arbor (Exit #3)
- You will be heading south on North Main Street
- The 5<sup>th</sup> traffic light is Ann Street
- Turn **LEFT** onto Ann Street
- The Museum entrance is on the right, between Fourth Avenue & Fifth Avenue

Groups may use the curb-cut area in front of the Museum to drop off their scouts and at least one adult before parking their cars.

## Parking Suggestions\*

- Ann/Ashley Parking Structure – \$2 per day (Exact change only.)
- County Surface Lots – free (County surface lots fill quickly. Allow extra time and provide drivers with an alternate parking area if you plan to park in one of these lots.)
- City Hall Surface Lot – free 6pm Friday – 8am Saturday
- Meter parking is also available on the streets – free 6pm Friday – 8am Saturday

\* Prices are subject to change.



- N
- the Museum
- one-way street
- T train station
- A Ann/Ashley parking structure
- B County surface lots
- C City Hall surface lot



**For More Information**  
 Visit Our Website  
[www.aahom.org](http://www.aahom.org)  
 Contact the Scout Coordinator  
 734.995.5439  
 or [education@aahom.org](mailto:education@aahom.org)